




"Mottainai" spirit in Kyoto



# How to Reduce Waste, Recycle and Dispose of Garbage in Kyoto City

(English version)



- This booklet explains how to reduce waste, recycle and separate household garbage for collection.
- Less garbage means less CO<sub>2</sub>, which helps to combat global warming

2008. 3.

Japan Environmental Exchange (J.E.E.)

# Change your lifestyle to one that doesn't create garbage!


## Bring your own cloth shopping bag or basket

One re-useable cloth bag, used for 5 years, replaces an average number of 1,250 plastic bags, and 116 paper bags.



## Carry your own chopsticks

In Japan, in one year, each person uses, on average, 200 sets of disposable chopsticks. Most of them are imported from China.



## Bring your own thermos (vacuum flask)

Take your favorite tea with you in a vacuum flask instead of buying a PET bottle or can from a vending machine. It's better for your health, and better for the environment!



## Make use of fleamarkets and recycle shops



## Don't throw away leftover food

In Japan, every year, 20,000,000 tons of food is wasted.

(For more information, see <http://www.secondharvestjapan.org/>)




## Buy environment-friendly goods!



refillable container

recycled paper tissues



returnable bottle



When shopping for the above items, look for these marks (below), that indicate eco-friendliness.



The Eco-Mark indicates environment-friendliness.

The Green Mark indicates recycled paper content.



古紙配合率70%再生紙を使用しています

This mark indicates the percentage of recycled material in a paper-based product.

The R-Mark indicates that a bottle is returnable.



## How to Dispose of Garbage: Basic Guidelines

On collection days for your area, be sure to put your household garbage out by 8am at the designated pick-up point.

Ordinary household garbage is usually collected from beside a power pole on the street, twice a week.

Recyclable garbage pick-up points are marked by this yellow sign, as follows.



Resource Garbage Collection Point

Cans, bottles, PET bottles                      Once a week on .....day

Plastic containers and wrapping              Once a week on .....day

Small metal items, spray cans etc          Once a month on .....day

## Please buy Kyoto City's designated garbage bags

Available from local supermarkets, convenience stores or other retail shops.



Authorized bag for household garbage (yellow)

Size	Price	(10 bags)
45L	¥450	
30L	¥300	
20L	¥200	
10L	¥100	
5L	¥50	



For recyclable garbage (Cans, glass bottles, plastic bottles) (clear)

Size	Price	(5 bags)
45L	¥110	
30L	¥75	
20L	¥50	

- Dispose of ordinary household garbage in the designated yellow bags (collected twice a week).
- Dispose of cans, bottles and PET bottles in the designated clear bags (collected once a week)
- Dispose of items collected separately (small metal items, spray cans etc) in any transparent bag (collected once a month).

## Household Garbage



When disposing of household garbage:

- Drain any excess liquid from raw garbage.
- Wrap any hazardous material (e.g. broken glass or cutting blades) in thick paper etc.
- Dispose of spray cans together with other small metal items (not with cans). It is not necessary to make holes in them after use.
- Use water to dampen matches, lighters, fireworks or cigarette butts etc, to prevent risk of fire.
- In the case of disposable diapers: after flushing feces down the toilet, put used diapers in a plastic bag and dispose of them with normal household garbage (in designated yellow bag).



cooking scraps



used paper tissues



dirty containers



broken cups, glasses etc



## Resource Garbage



### ① Plastic Containers and Wrapping

Items with this mark can be recycled:



bottles



formed polystyrene buffer materials and boxes



packing materials



lids, caps



bags



trays

Not accepted for recycling:



toothbrushes, toys, buckets, ballpoint pens, CD cases  
(Dispose of these items in ordinary household garbage)

- \* White packaging trays should be returned to the supermarket or store where purchased, if possible.
- \* After collection, plastics will be sorted and separated at one of Kyoto's two secondary processing plants. Clean plastic items by rinsing them well, to help next stage workers.



### ② Cans, bottles, PET bottles

Cans, bottles, and PET bottles should be put in a designated transparent bag and left at a pickup point marked by a yellow sign before 8am on the weekly collection day.


Labels should be removed, and caps should be taken off and disposed of together with cans, bottles and PET bottles.



### ③ Paper

Put out waste paper for neighborhood collection or recycling collectors.


- ✓ Make separate bundles of newspapers, magazines, and cardboard, binding them tightly with string. Leaflets and handbills should be bundled together with magazines.



newspapers



magazines



cardboard

#### ✗ Not accepted for paper recycling:

Adhesive tape, metal file fittings, cellophane, films, envelopes with windows, vinyl-coated papers, paper cups, oil-paper, photographs, fax paper, carbon paper.



### ④ Milk cartons

Wash and rinse out milk cartons and take them back to supermarkets or shops that have a collection box, or to a designated elementary school



### ⑤ Aerosol spray packs, gas cylinders, frypans, other metal kitchen utensils etc.

These and other small metal items are collected once a month, in any transparent bag, for free.

### ⑥ Dry cell batteries

Dry cell batteries are collected at each ward office, cleaning center, public health center and Kyoto City Hall. Button-type batteries and Ni-Cd batteries should be returned to the shop.







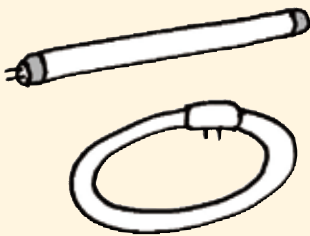
### ⑦ Used cooking oil

Used cooking oil should be saved in a plastic bottle or similar container, and discharged into the collection container at a supermarket or other collection point. Alternatively, you can recycle used oil yourself, at home, by using it to make soap.



### ⑧ Returnable glass bottles (Beer, wine, sake bottles etc)

Glass bottles should be taken to the “bottle bank” of the shop where they were purchased, or any other liquor store.





### ⑨ Fluorescent tubes

Information on locations for collection of fluorescent tubes is provided by local newspaper etc. (Also, some electrical stores will take them back).

### ⑩ Air conditioners, TVs, refrigerator/freezers, washing machines

These appliances may be taken back by the store where they were purchased, either free of charge or for a fee. Please contact the store to inquire. Alternatively, you can purchase a “ticket for recycling appliances”(kaden recycle-ken) from any post office. Further details are provided on the ticket.




### ⑪ Personal Computers

If possible, avoid unnecessary waste by passing on your used computer to a friend or a student. For collection and recycling of personal computers, please contact the manufacturer.

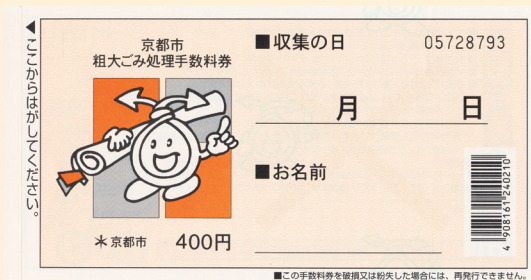
For assistance in finding contacts for current or no-longer-in-business manufacturers, call the PC

3R Promotion Center ,tel 03-5282-7685, or see <http://www.pc3r.jp>



## ⑫ Oversized garbage items, one-time large-quantity garbage (e.g. generated when moving house)

To dispose of oversized garbage items (*ogata-gomi*), or for a one-time large-quantity garbage pick-up (*ichi-ji taryo-gomi*), you need to make a reservation by telephone at 0120-100-530. You will be informed of the fee for collection. After making the reservation, you will need to buy oversize garbage collection fee tickets (*tesuryo-ken*) at a nearby convenience store, supermarket or ward office etc.




## Introduction to Kyoto City Repair Shop Services

Kyoto City also provides an introduction service to repair shops all over the city, where you can get your furniture, clothes, and other everyday goods repaired. This is in line with Kyoto City's "2R Ecotown" policy of promoting Reduction of waste, and Reuse of resources.

The "Moppen" website provides information on available repair shops in each ward of Kyoto City, under ten categories, with a link to a map for the location of each shop.

<http://www.moppen-kyoto.com>

For additional information, tel 075-647-3444 (in Japanese)





## Introduction to Kyoto City's Unwanted Goods Recycling System

If you have household goods etc that you no longer need, or are looking for something that you need, Kyoto City's Unwanted Goods Recycling System is a very helpful service that enables you to advertise your goods, or contact someone who may have what you are looking for. Goods may be offered free, or up to a price limit of 10,000 yen.

A very comprehensive list of categories covers furniture and interior goods, airconditioners and kitchen equipment, TVs, computers, telephones and other electrical equipment, clothes, baby/ maternity goods, leisure and sports goods, bicycles etc.

Registration by tel/fax: 075-241-0530 (in Japanese)

[http://www.city.kyoto.jp/kankyo/recycle/herasou/inform/\\*](http://www.city.kyoto.jp/kankyo/recycle/herasou/inform/*)

(currently available goods are listed, in Japanese)

## More information

Kyoto City Office Waste Guidance Section tel. 075-213-4960

- Editorial Board: Kyoko Hosoki, Kayoko Yoshimura
- Translation: Ken Rodgers, Yuri Egashira
- Illustration: Dr. Hiroshi Takatsuki (the environmental cartoonist “High Moon”)

--This booklet was produced by Japan Environmental Exchange (J.E.E.), with the assistance of a subsidy from the Kyoto Organization for the Promotion of Garbage Reduction.--

Printed by Tadasu Shobo tel:075-781-8925 <http://www.tadas.com>



**Reduce Reuse Recycle**  
**Let's do it!**

Japan Environmental Exchange (J.E.E.)  
34 Koyama Minami Kamifusa-cho, Kita-ku, Kyoto, Japan 603-8149  
tel/fax: 075-417-3417 E-mail: [jee@jca.apc.org](mailto:jee@jca.apc.org)  
<http://www.jca.apc.org/jee>

This pamphlet is printed on recycled paper with soy ink.  
Natural energy generated by wind is used in the printing process.



古紙配合率25%再生紙を使用しています

